

Benchmarking Benefits Financials - Basic Comparison



Produced: July 11, 2019

Your Group **VS.** Your Selected Comparative Group

Example Group

Region : British Columbia
 Industry : Other Services and Organizations
 Size :


Comparative Group

Groups :2883 No. of Benefit Plans :>10,000 No. of Employees :>150,000


Industry

- Aboriginal Public Administration
- Accommodation and Food Services
- Administrative and Waste Management
- Agriculture, Forestry, Fishing and Hunting
- Arts, Entertainment and Recreation
- Construction [+More](#)

Region



Size



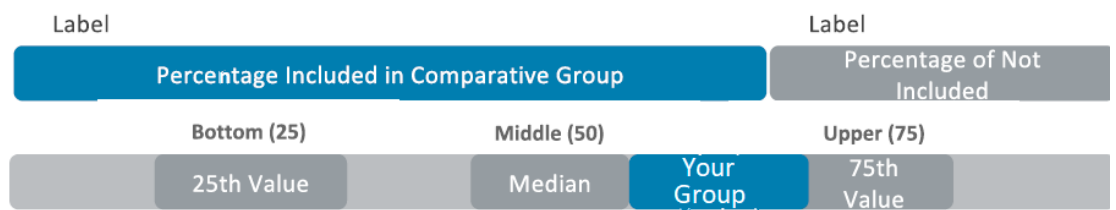
Description

Based on Benefit Summaries Selected (Provider/Division/Class)

Groups: The total groups in the comparison.
Benefit Plans: The total benefit summaries listed for those groups.
Employees: The estimated total number of employees represented.
Industry: The selected industries in the comparison.
Region: The selected regions in the comparison.
Size: The selected group size bands in the comparison.

Legend

Ranking refers to percentile. The Bottom is the 25th percentile, Middle is the 50th percentile, also known as the median and the Upper is the 75th percentile. As an example, the top 25% of groups will be at or above the 75th percentile.



No Ranking is available but bottom, middle and upper data will still be shown.

Not an Included Coverage

Included Coverage

Not Applicable Detail

Benchmarking Benefits Financials - Basic Comparison



Total Annual Costs

N/A
Percentage of Payroll

N/A

N/A

Funding Method

Short Term Disability N/A

Extended Health N/A

Dental N/A

Premium and Expenses

Dental N/A

Extended Health N/A

Short Term Disability N/A

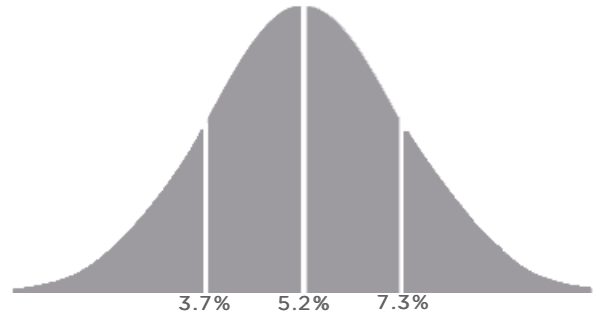
Average

4.88%
Percentage of Payroll

Premium - \$107,393

Payroll- \$2,198,476

Bottom(25th) Middle(50th) Upper(75th)



Insured - 100%

Insured - 96%

Insured - 96%

Average Target Loss Ratio

83.0%

80.0%

76.0%

Benchmarking Benefits Financials - Basic Comparison



Premium Splitting

Benefits Included

Provincial Coverage

Benefits Not Included

Life Insurance

Dependent Life

AD&D

Critical Illness

LTD

STD

EHC

Dental

Fully Group Paid

Shared Cost

Fully Member Paid

